

MIFF SCREENING GUIDE



Sensory Friendly Screening
The Stimming Pool (70 mins)

Saturday 24 August

10.30am

ACMI 2 (Melbourne CBD)



Contents

1	Front Page
2	Contents
3	What to Expect
4	Getting to the Venue
6	Getting Around the Venue
13	Map of the Venue
16	Film Info
17	Content Advice
19	Feedback

What to Expect

As part of MIFF's mission to be a leader in accessible services for cinema-going audiences, we are offering this Sensory Friendly Screening of the film *The Stimming Pool*.

To make this session sensory-friendly, we will be making a number of changes:

- The cinema space will have house lights that remain at an 'Airplane Night Time' level.
- The sound will be reduced by a quarter.
- The space will have different social permissions granted to it, introduced at the start of the screening, that allow Neurodivergent audience members to act as they need to in order to self-soothe and exist comfortably within the theatre.

MIFF has an open-door policy for its film screenings by default, and the same will apply to this session. In addition, there will be a designated Quiet Space for you to remove yourself to in the case of sensory overload or if you wish to have some time to yourself.

All of this creates a unique viewing experience for you. You will be able to rock, stim, hum, filter any sensory input as desired and pace around the cinema as you please.

We are excited to be able to offer you this Sensory Friendly Screening so you get to experience this movie as it was always intended to be.

Tom Middleditch
Access Coordinator

Getting to the Venue

For full information on the venue, you can go here: [\[MIFF Website Page Link\]](#)

Below is the basic information:

ACMI has two entrances: one on Flinders Street and the other within Fed Square.

Flinders Street entrance:

- Entry is via a small staircase from Flinders Street through a revolving door into an open space. This is called the Lightwell.
- From the Lightwell, take the large central staircase to Level 1 for the Box Office, the MIFF Festival Hub and the Campari Cinema Lounge.
- From Level 1, take the staircase on the left past the box office to Level 2 for Cinemas 1 and 2.
- For step-free/wheelchair access, take the ramp from Flinders Street through the accessible door to the left of the revolving door. This is operated by a push button with a wheelchair symbol on it.
- Head through the Lightwell foyer to the right past the Gallery entrance to an internal lift and take the lift to Level 1.
- Exit past the Campari Cinema Lounge and take a second internal lift next to the MIFF Festival Hub to Level 2 – cinema level.

Getting to the Venue (continued)

Fed Square entrance:

- Enter Fed Square from Swanston Street and head across the open cobbled-stoned plaza to the ACMI entrance on the left-hand side.
- Enter through the glass doors into Level 1 for the Box Office, the MIFF Festival Hub and the Campari Cinema Lounge.
- Take the staircase on the right directly after the glass doors to the cinemas on Level 2.
- For step-free/wheelchair access, take the internal lift next to the MIFF Festival Hub to the cinemas on Level 2 – cinema level.

Please see 'How to Book Your Ticket' if you require step-free/wheelchair access at ACMI: [\[MIFF Website Page Link\]](#)

The cinema doors have push buttons for assisted opening of cinema doors.

There is a carpet in each cinema, and the walls are steel with inlaid lights.

To borrow a wheelchair, present ID at the Box Office on Level 1 and ACMI staff can organise one free of charge.

Getting Around the Venue

The recommended entrance is via the Lightwell on Flinders Street.



Getting Around the Venue (continued)

Take the stairs or the ramp.



Getting Around the Venue (continued)

Enter the space.



Getting Around the Venue (continued)

In the Lightwell, you can take the stairs up.



Or you can use the lifts.




Getting Around the Venue (continued)

This will take you to the Box Office.



Getting Around the Venue (continued)

You can get to the cinema level via the stairs behind, or by turning to your left.



You will find the lift that goes to the cinema level.



Getting Around the Venue (continued)

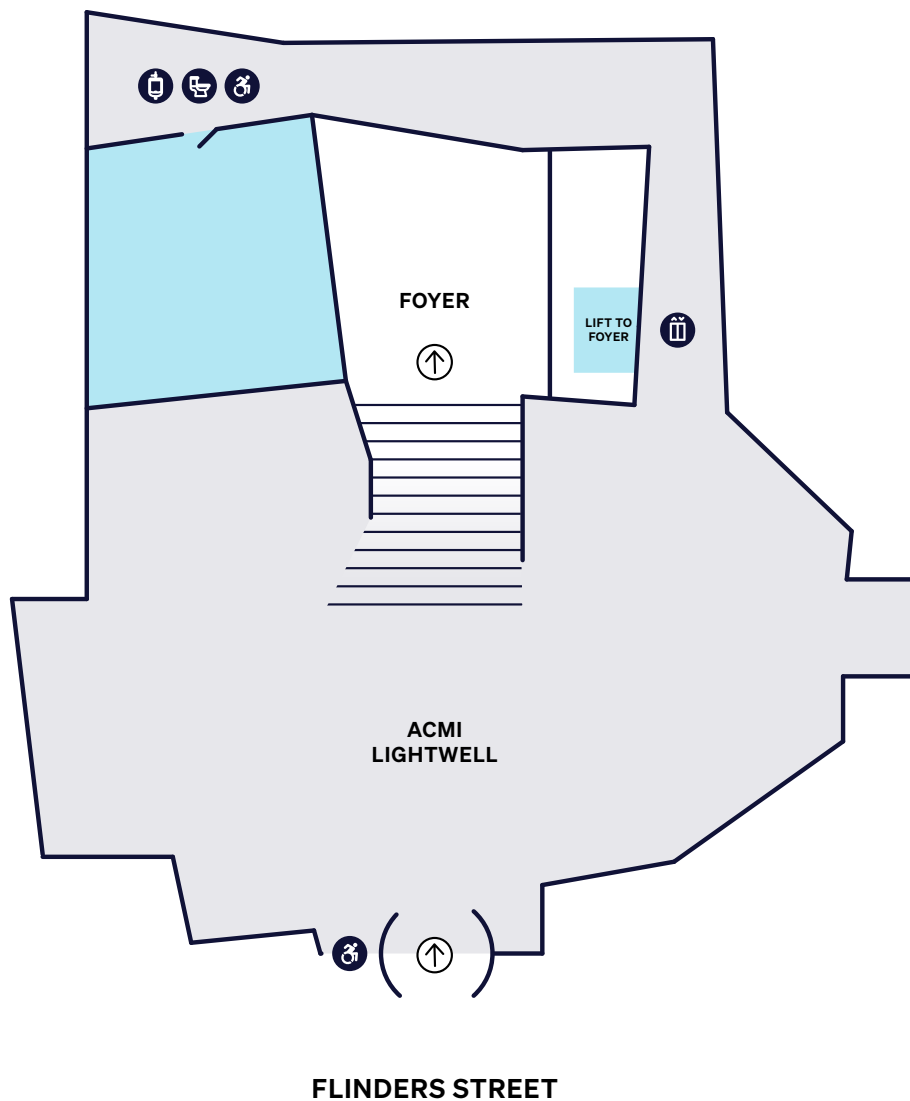
The entrance to your cinema will look like this:



Map of the Venue

Here is a map of the venue you will be watching the movie in.

ACMI Ground Floor



KEY

- Cinemas
- Services
- Venue Facilities

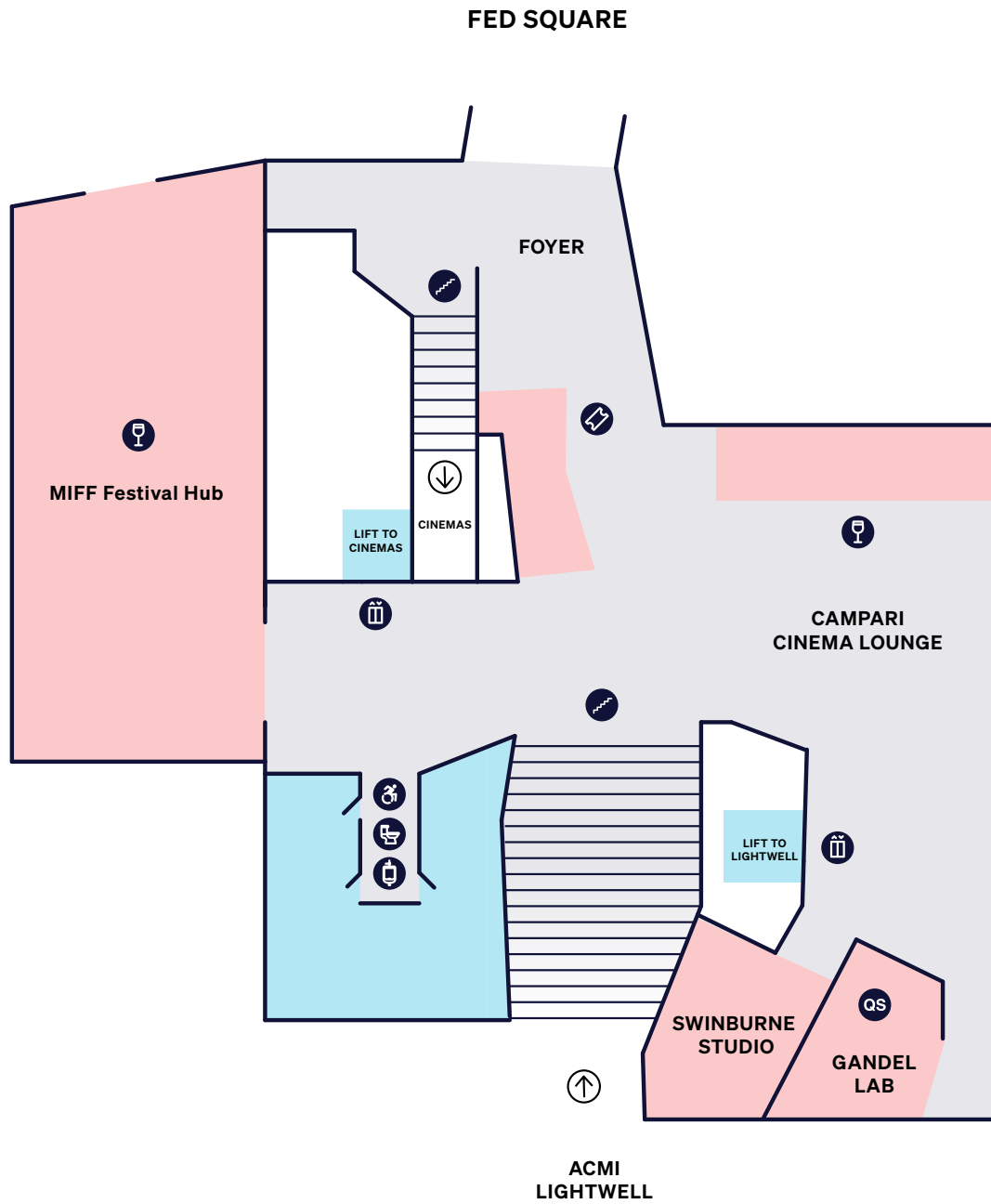
- Toilets - Urinals
- Toilets - Stalls
- Wheelchair Access

- MIFF Box Office
- Bar / Candybar
- Quiet Space (Session Specific)







- Elevator
- Escalator
- Stairs

Map of the Venue (continued)

ACMI Level 1

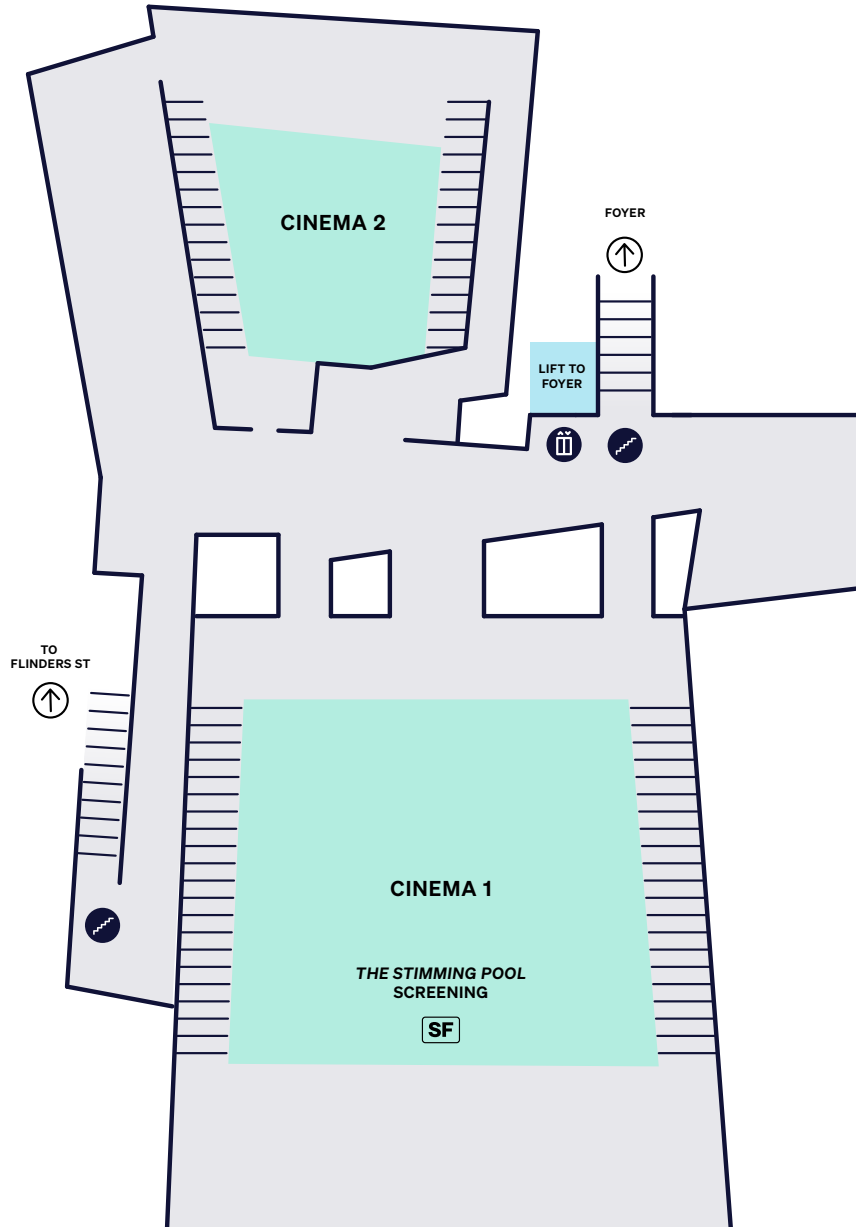


KEY

- | | | | |
|--|---|--|---|
|  Cinemas |  Toilets - Urinals |  MIFF Box Office |  Elevator |
|  Services |  Toilets - Stalls |  Bar / Candybar |  Escalator |
|  Venue Facilities |  Wheelchair Access |  Quiet Space (Session Specific) |  Stairs |

Map of the Venue (continued)

ACMI Level 2



KEY

- | | | | |
|------------------|-------------------|--------------------------------|-----------|
| Cinemas | Toilets - Urinals | MIFF Box Office | Elevator |
| Services | Toilets - Stalls | Bar / Candybar | Escalator |
| Venue Facilities | Wheelchair Access | Quiet Space (Session Specific) | Stairs |

Film Info

Immerse yourself in a wildly imaginative, proudly neurodivergent world informed by autistic perspectives and perception.

A young man who runs a B-movie fan club introduces a screening of an animated zombie horror movie. A woman in a medical office fills out questionnaires and submits to an eye-tracking test. An office worker dons blue earphones to mask out the chaos at work, the gym and the pub – but, at home, she’s free to take pleasure in her own space. And an enigmatic but nonetheless benevolent dog-spirit watches over all disabled people. How are their experiences connected?

To craft this groundbreaking work, artist and filmmaker Steven Eastwood joined forces with Sam Chown-Ahern, Georgia Bradburn, Benjamin Brown, Robin Elliott-Knowles and Lucy Walker – a group of autistic directors known as the Neurocultures Collective. Inspired by Apichatpong Weerasethakul’s concept of social surrealism, their experimental hybrid film also borrows the quirky repeated motifs of Jacques Tati’s *Playtime* and the baton-passing structure of Richard Linklater’s *Slacker* (MIFF 1992), blurring the observational and the fantastical. In free-flowing imagery gorgeously shot on Super 16mm by cinematographer Gregory Oke (*Aftersun*, MIFF 2022), these autistic actors and non-actors take the cinematic plunge and revel in their own sensory subjectivities.

“Curious and complex ... An incredibly powerful way to convey the joy of being who you are.” – Ekko



Content Advice

For the MIFF screening of this film, we want to strike a balance between keeping elements a surprise and providing the information you need to make an informed decision as to the emotional journey you will be going on. We believe the below is sufficient for this:

Content

Mention of:

- Nazi Zombies

Discussion of:

- Discovering a site of dead bodies
- Zombies
- Blood and Guts and Gore
- A head being bashed in
- Parents repressing children from expressing themselves

Language:

- Mild Ableist Slurs
 - Stupidity

Content Advice (continued)

Imagery

Depiction of:

- Hand Drawn Zombies
- Rotoscoped Zombies
- Brief Rotoscoped Bloody Violence
- Sudden Cuts to Noise
- Bustling, noisy, overstimulating public and private places
- Noisy spaces causing distress
- The Camera Spinning in Circles
- Unclear non-intrusive Medical Procedures
- An overwhelmed person self-soothing

Feedback

How did you go?

MIFF is delighted to have the opportunity to present Sensory Friendly Screenings for adult audiences. We can only improve based on feedback we receive from the people who matter – you!

If you are comfortable, please email our Access Coordinator:

access@miff.com.au.



Melbourne
International
Film Festival